



SPECIFICATION

Ultrasound Probe Cable, 198C x 44AWG (60pF)

Date: 2023/1/4

SHEN ZHEN YONG QIANG FU INDUSTRY CO.,LTD			CUSTOMER APPROVAL (SIGNATURE)
ENGINEER	CHECKED	APPROVED	APPROVAL BY:
			DATE:

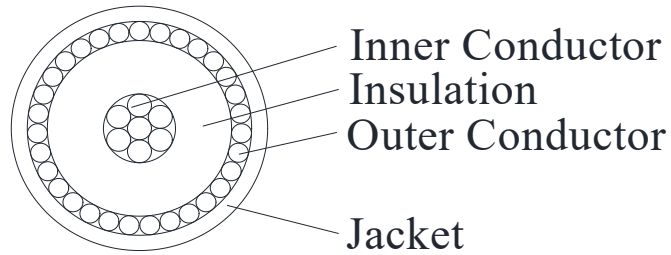
1. Multi Micro-Coaxial Cable for Ultrasound Equipment.

2. Construction

Table1

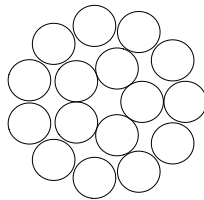
Single Coax		Unit	Specification
Number of Cores		-	198C
Inner Conductor	AWG Size	-	44
	Material	-	Silver plated copper alloy
	Stranding	No./mm	7/0.021
	Diameter (Nom.)	mm	0.063
Insulation	Material	-	Foam PFA
	Colour	-	Yellow color
	Thickness (Nom.)	mm	0.08
	Diameter (Nom.)	mm	0.22±0.02
Outer Conductor	Type	-	Spiral
	Material	-	Tinned plated copper alloy
	Size (Nom.)	mm	0.025
	Coverage (Nom.)		95%
Jacket	Material	-	Polyester Tape
	Thickness (nom.)	mm	0.02
	Colors	-	See table 3
	Diameter (Nom.)	mm	0.30±0.02
Unit Twisting	Cabling	-	See figure 1
Assembly	Filler	-	KEVLAR
	Diameter (Nom.)	mm	5.8
Tape	Material	-	PTFE
	Overlap (Nom.)	%	30%
Braiding	Material	-	Tinned spiral copper tinsel
	Size (Nom.)	mm	0.11mm
	Coverage	%	≥95%
Sheath	Material	-	Non-migration PVC (color: Cream white)
	Thickness (Nom.)	mm	0.60
	Diameter (Nom.)	mm	7.60±0.30

Figure 1 Cable Cross-Section




Cross Section of Single Coax

12 × Unit-A(16C)

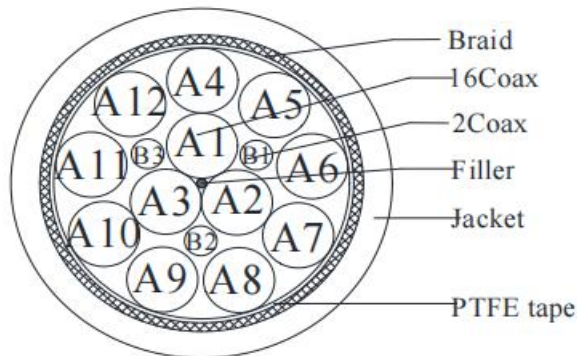


(5+11)

3 × Unit-B(2C)



Twisting



Cross Section of Cable



Ultrasound Probe Cable

3. Properties

Table 2 Electrical Properties

Item	Unit	Specification
AWG Size	-	44
Rated Temperature	°C	60
Voltage rating	V	30
Conductor Resistance(@ 20°C)	Ω/km	Max. 10000
Insulation Resistance (@ 20 C)	MΩ *km	Min. 1524
Dielectric Strength	-	500VAC for 1min.
Capacitance (@ 1kHz)	pF/m	60±8
Environmental requirement	-	RoHS
Characteristic Impedance (@ 10 MHz)	Ω	Nom.80

Table 3 Co-axial Jacket Color

UnitA No.	Color
A1/A2	Black
A3/A4	Brown
A5/A6	Red
A7/A8	Orange
A9/A10	Yellow
A11/A12	Green
UnitB No.	Color
B1~B3	Blue